
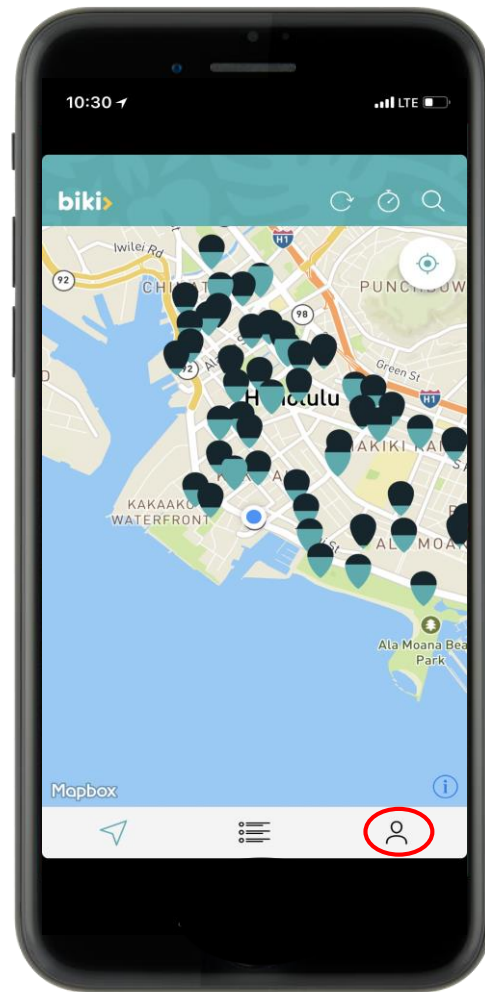


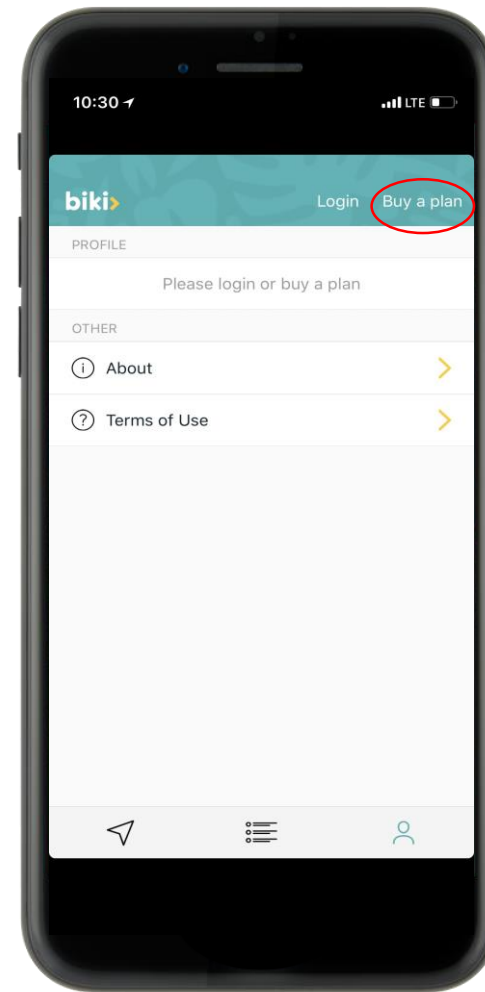
# NEW MEMBERSHIP SIGN UP



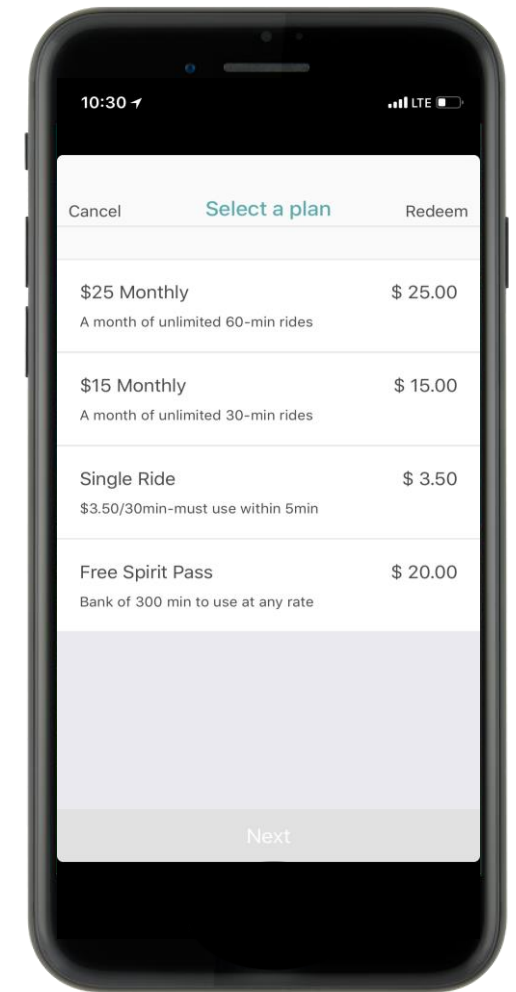
1. OPEN APP



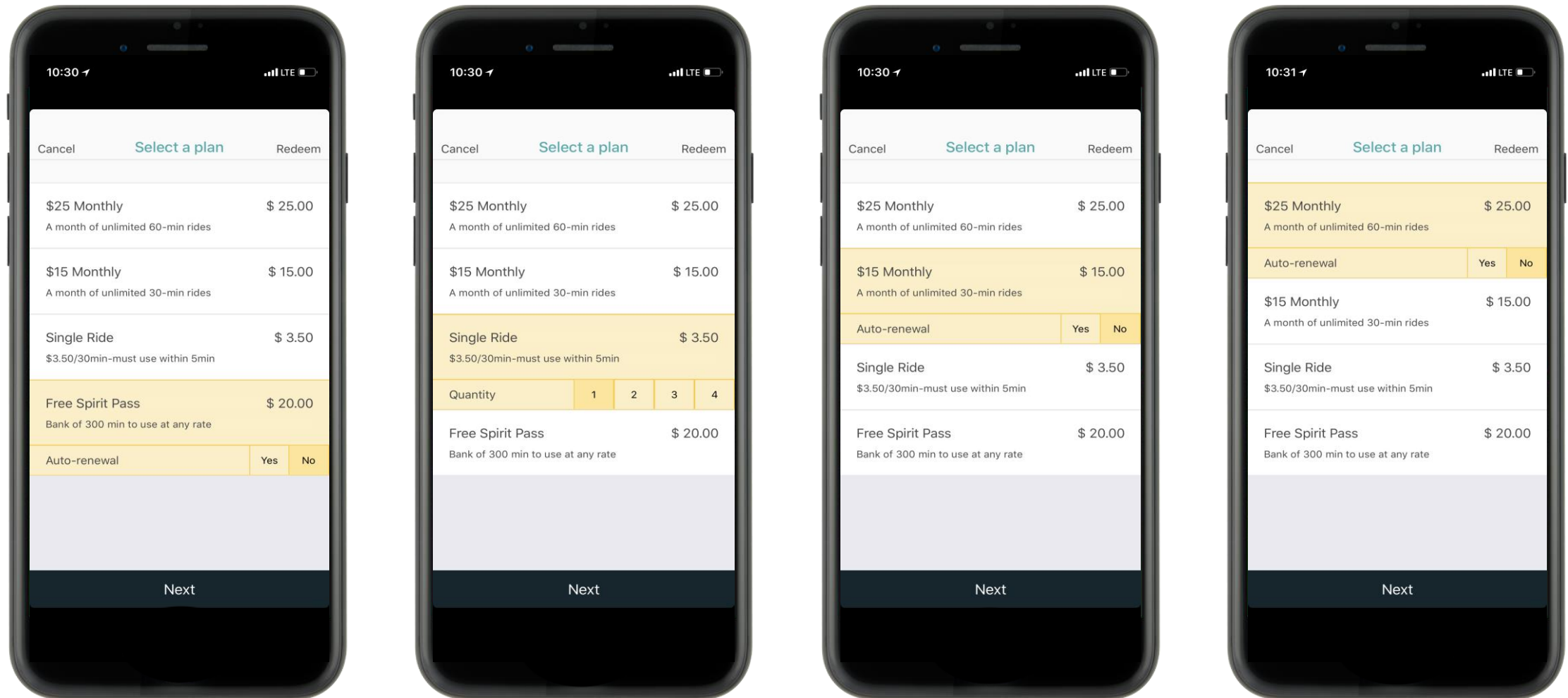
2. TAP ON USER ICON



3. BUY A PLAN



4. VIEW OPTIONS



## 5. SELECT PLAN

10:31 100% LTE

< Back Create Account Redeem

YOUR SELECTED PLAN

\$25 Monthly \$25.00

PROFILE INFO

1 - Member Info 2 - Payment Info

First name

Last name

Email

Phone

Password

Confirm password

SHIPPING ADDRESS

Next

6. Fill Out Profile Info

10:31 100% LTE

< Back Create Account Redeem

YOUR SELECTED PLAN

\$25 Monthly \$25.00

PROFILE INFO

1 - Member Info 2 - Payment Info

Address Line 1

Address Line 2

City

Country Select country

State Select state

ZIP Code

☐ Copy this Shipping Address to the Payment Information step.

Next

7. Fill Out Payment Info

10:35 100% LTE

< Back Create Account Redeem

YOUR SELECTED PLAN

\$25 Monthly \$25.00

PROFILE INFO

1 - Member Info 2 - Payment Info

Cardholder Name

Card Number

Expiry Date (MM/YY) Select expiry

CVV

BILLING ADDRESS

Address Line 1

Address Line 2

Next

10:35 100% LTE

< Back Create Account Redeem

YOUR SELECTED PLAN

\$25 Monthly \$25.00

PROFILE INFO

1 - Member Info 2 - Payment Info

CVV

BILLING ADDRESS

Address Line 1

Address Line 2

City

Country United States

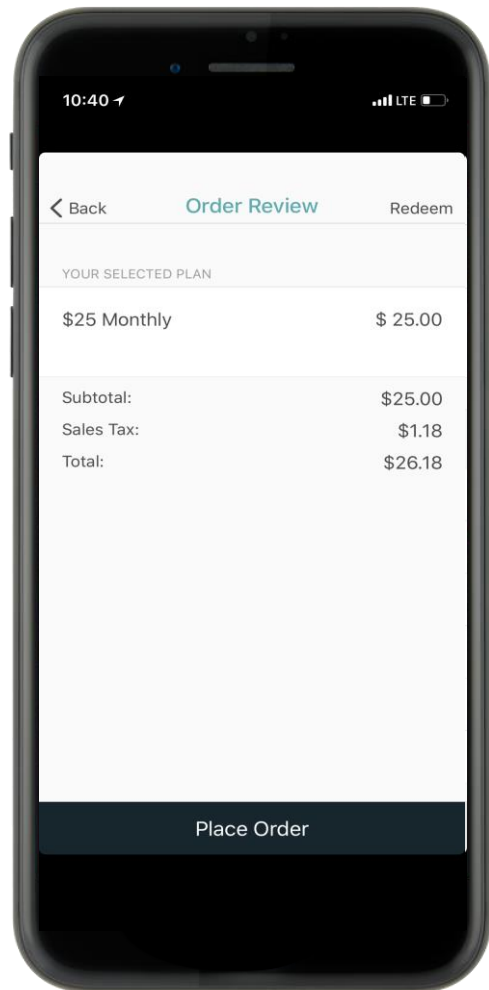
State Other

ZIP Code 96814

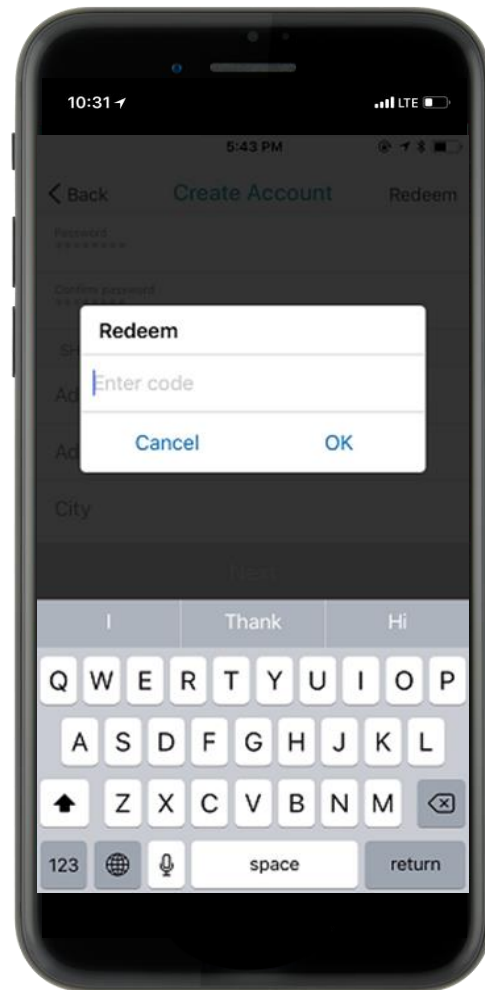
☐ By checking this box, you certify that you are at least 18 years old and that you agree to the Terms of Use & Conditions (press this text to read them)

Next

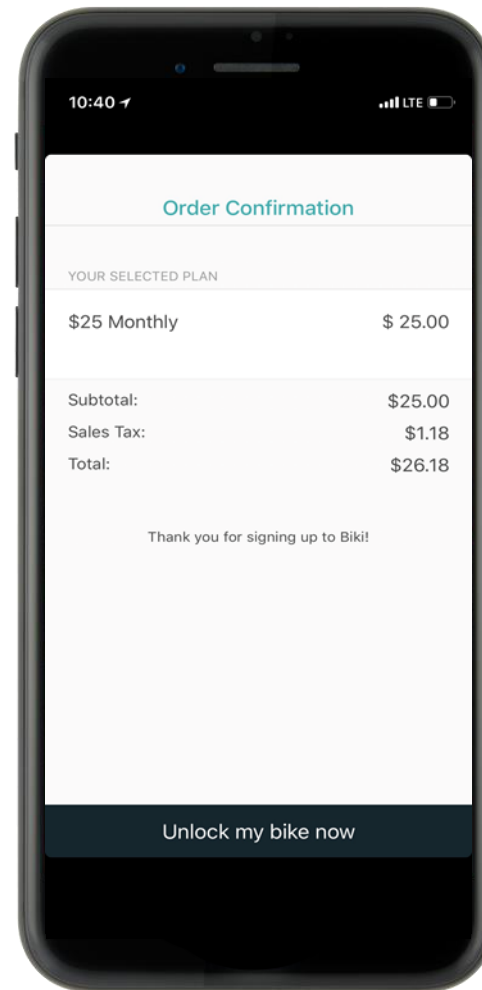




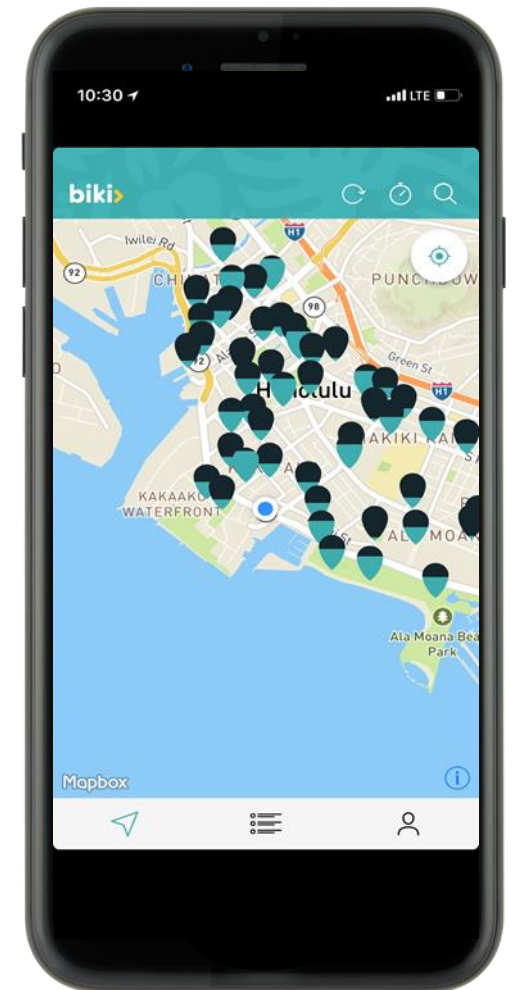
8. "Place Order" or "Redeem"  
if you have a Promo Code



9. Enter Promo Code

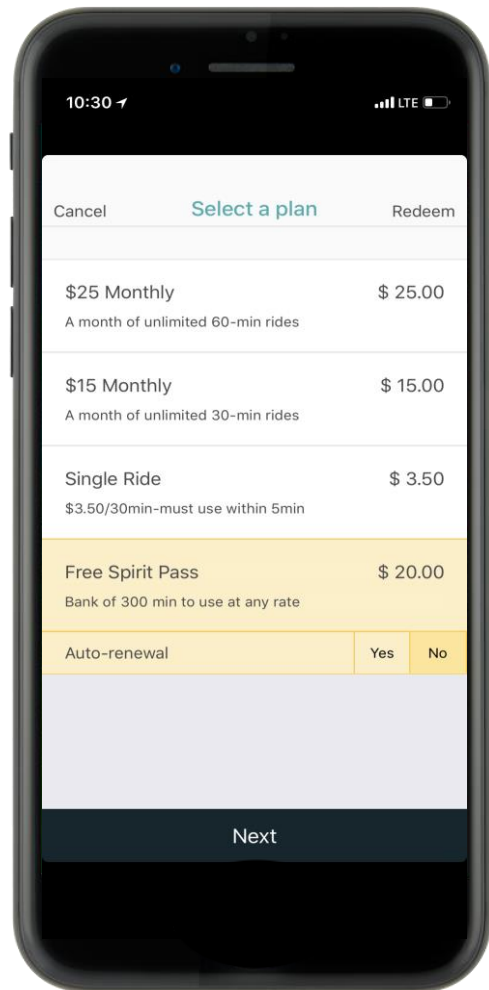


10. "Unlock my bike now"



11. Biki Home Screen

# PLAN DETAILS

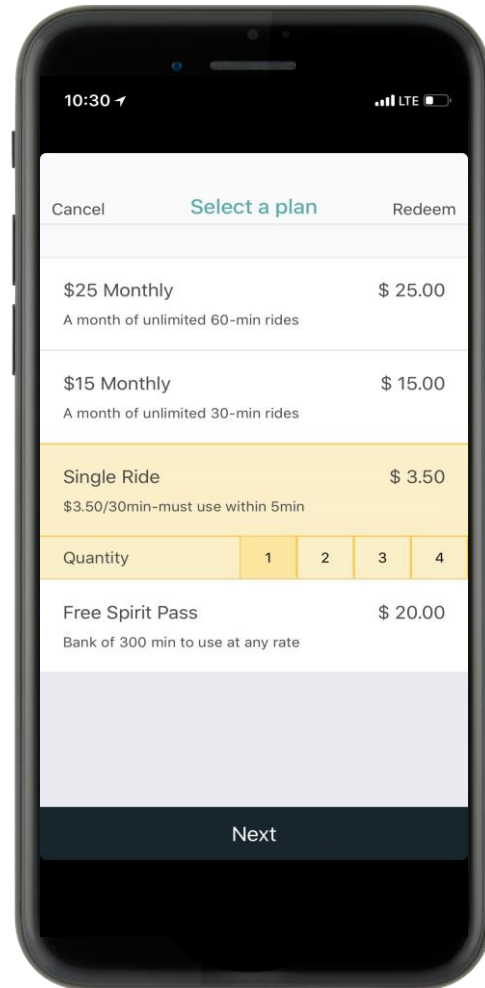


### FREE SPIRIT PASS:

\$20 for a pre-paid bank of 300 minutes that you can use for rides of any duration, over multiple rides, over any time period—days, weeks or months.

When you take out a bike from a Biki Stop, the clock starts. When you dock it back into a Biki Stop, the clock stops. We'll let you know how many minutes you used and how many you have left. Once you've used your entire 300 minutes, overages are charged at \$3.50 for every half hour or fraction thereof.

Sign up for Auto-renewal and receive a bonus 30 minutes on top of your 300 minutes when your balance reaches 0.



### Single Ride:

\$3.50 for the first 30 minutes of use.

\$3.50 for each additional 30 minutes of use or fraction thereof. With this pass type, you can rent up to 4 bikes at one time! Keep in mind there is a \$50 Security Hold per bike. Holds are automatically released in 3-5 business days.

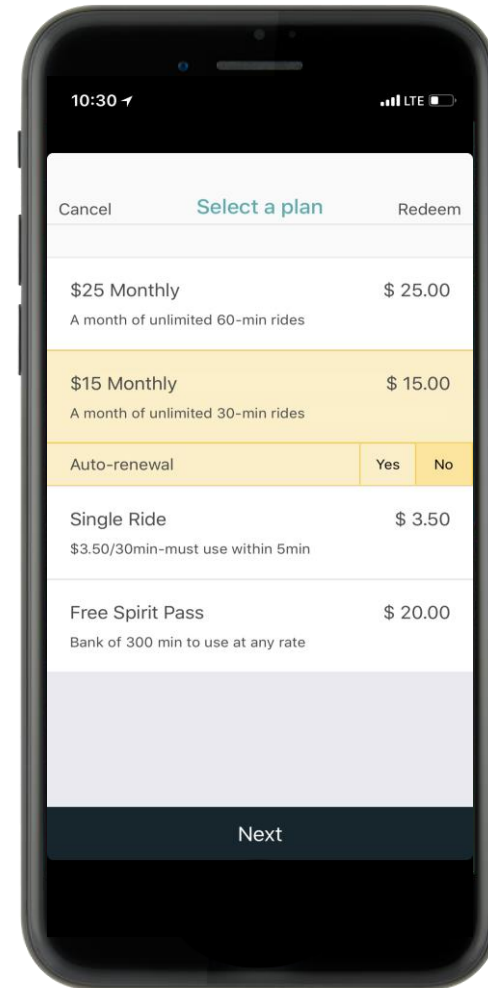


## \$15 Monthly

\$15 for a month of unlimited 30-minute rides. That is, take as many rides as your heart desires during a month and pay only \$15.

The key to this plan is making sure that you don't ride over 30 minutes, because if you do, you'll see overtime charges.

Sign up for Auto-renewal and receive your 13<sup>th</sup> consecutive month free!



### \$25 Monthly

\$25 for a month of unlimited 60-minute rides. That is, take as many rides as you'd like during a month for \$25.

If you keep all of your rides under 60 minutes, you won't see any overtime charges. But if you do go over, which is much less likely than with the \$15 monthly plan, you will.

Sign up for Auto-renewal and you'll receive your 13<sup>th</sup> consecutive month free!

